

Scaled data based on original data using  
LM-79-08 Approved Method: Electrical and Photometric Measurements of Solid-  
State Lighting Products

Test Report Prepared for  
Cooper Lighting Solutions  
(formerly Eaton)

Brand: McGRAW-EDISON

Report Number: P386853

Luminaire Tested: **GWC-SA2C-740-U-T4W**

Issue Date: 3/3/2020

**Test Information**

Test Method: LM-79-08  
Report Number: P386853  
TEST IS SCALED FROM IESNA LM-79-08 TEST DATA (G2-1903-205-18)  
Test Lab: INNOVATION CENTER  
Issue Date: 3/3/2020  
Manufacturer: COOPER LIGHTING SOLUTIONS (FORMERLY EATON)  
Product Line: MCGRAW-EDISON  
Catalog Number: GWC-SA2C-740-U-T4W  
Description: GALLEON WALL LUMINAIRE  
(2) 70 CRI, 4000K, 1050mA LIGHTSQUARES WITH 16 LEDS EACH AND TYPE IV WIDE OPTICS  
Light Source: -  
Ballast/Driver: ELECTRONIC DRIVER

**Summary**

Lumens per Lamp: N/A  
Luminaire Lumens: 14658 lumens  
Efficiency: N/A  
Efficacy: 129.7 lumens/watt  
Luminous Opening: Rectangular (W 1' x L: 0.5' x H: 0')  
IES Classification: Type IV - Short  
BUG Rating: B2 - U0 - G3

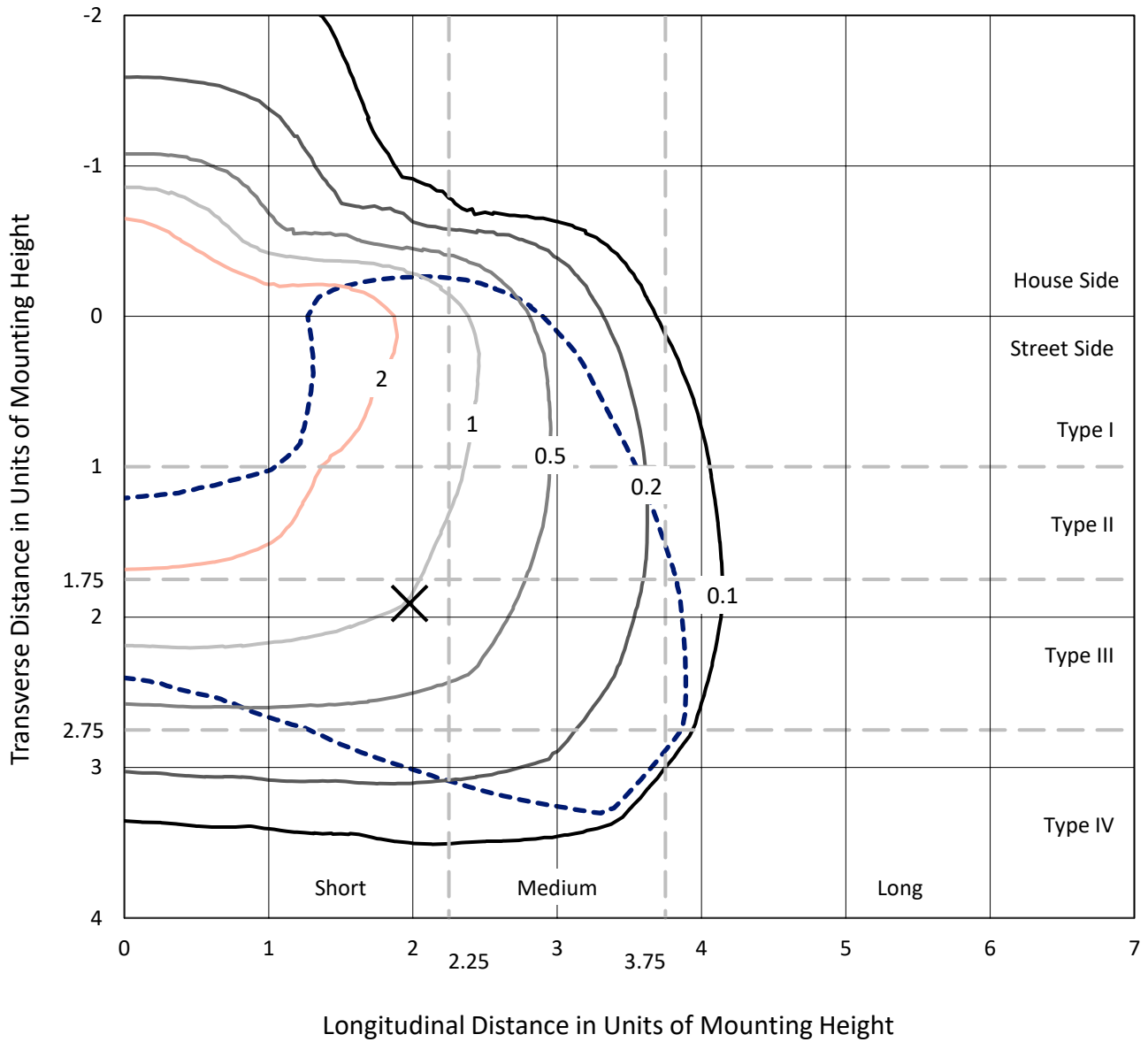
Input Watts (W): 113  
Input Voltage (V): NR  
Input Current (A<sub>in</sub>): NR  
Voltage Rise (V): NR  
Power Factor: NR  
Total Harmonic Distortion (THDi): NR  
Frequency (hertz): 60  
Stabilization Time: NR  
Operation Time: NR  
Ambient Temperature (°C): NR  
Test Distance: 24 FT



REPORT NUMBER: P386853  
 CATALOG NUMBER: GWC-SA2C-740-U-T4W

### Iso-Footcandle Lines of Horizontal Illumination

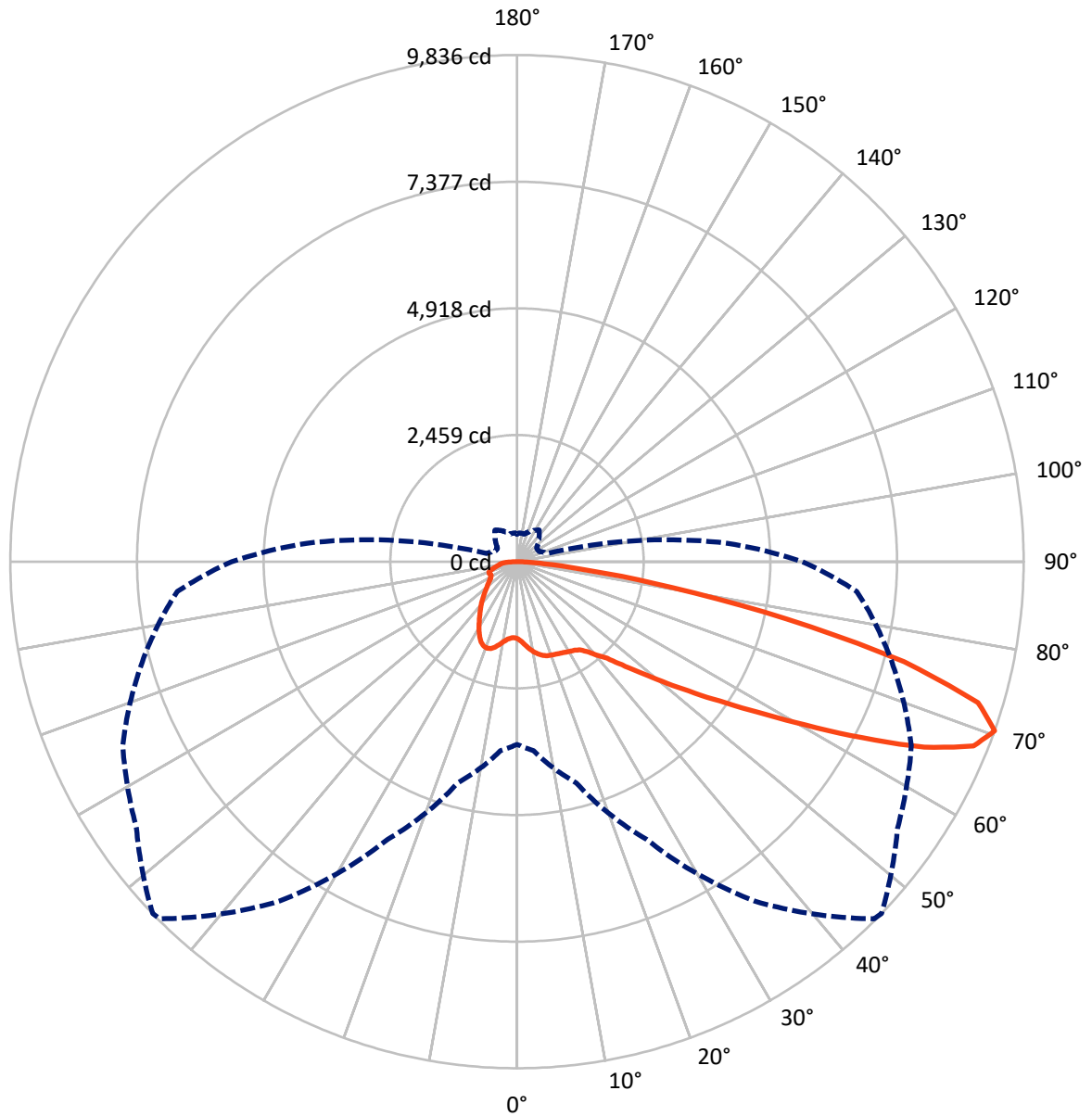
✕ Max cd  
 - - - 1/2 Max cd



Based on 20 foot mounting height. Maximum calculated value = 4.7 fc  
 Type IV - Short - N/A

REPORT NUMBER: P386853  
CATALOG NUMBER: GWC-SA2C-740-U-T4W

### Luminous Intensity Polar Plot



— Vertical Plane Through 46-Deg Lateral    - - - Horizontal Cone Through 70-Deg Vertical

REPORT NUMBER: P386853

CATALOG NUMBER: GWC-SA2C-740-U-T4W

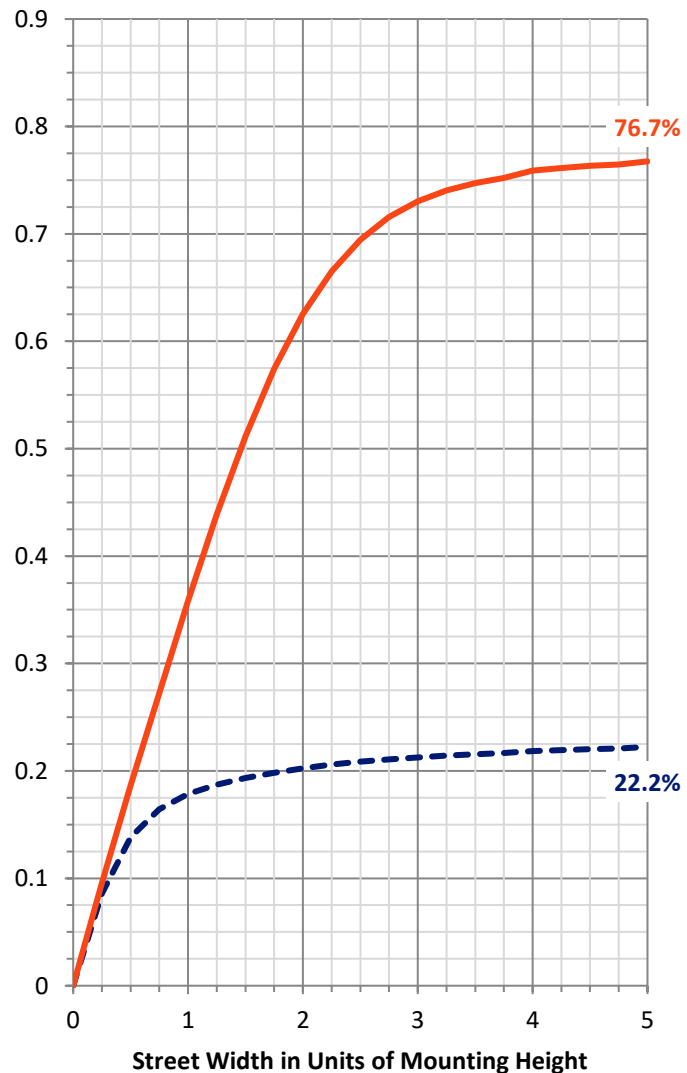
**FLUX DISTRIBUTION:**

		Downward	Upward	Total
<b>House Side</b>	Lumens	3359.6	0.0	3359.6
	% Fixture	22.9	0.0	22.9
<b>Street Side</b>	Lumens	11298.4	0.0	11298.4
	% Fixture	77.1	0.0	77.1
<b>Total</b>	Lumens	14658.0	0.0	14658.0
	% Fixture	100.0	0.0	100.0

**ZONAL LUMENS:**

Zone	Lumens	% Fixture
0°-10°	152.2	1.0
10°-20°	507.2	3.5
20°-30°	845.7	5.8
30°-40°	1200.1	8.2
40°-50°	1765.3	12.0
50°-60°	2989.5	20.4
60°-70°	4243.6	29.0
70°-80°	2578.0	17.6
80°-90°	376.2	2.6
90°-100°	0.0	0.0
100°-110°	0.0	0.0
110°-120°	0.0	0.0
120°-130°	0.0	0.0
130°-140°	0.0	0.0
140°-150°	0.0	0.0
150°-160°	0.0	0.0
160°-170°	0.0	0.0
170°-180°	0.0	0.0
0°-90°	14658.0	100.0
0°-180°	14658.0	100.0

**Coefficient of Utilization**



REPORT NUMBER: P386853

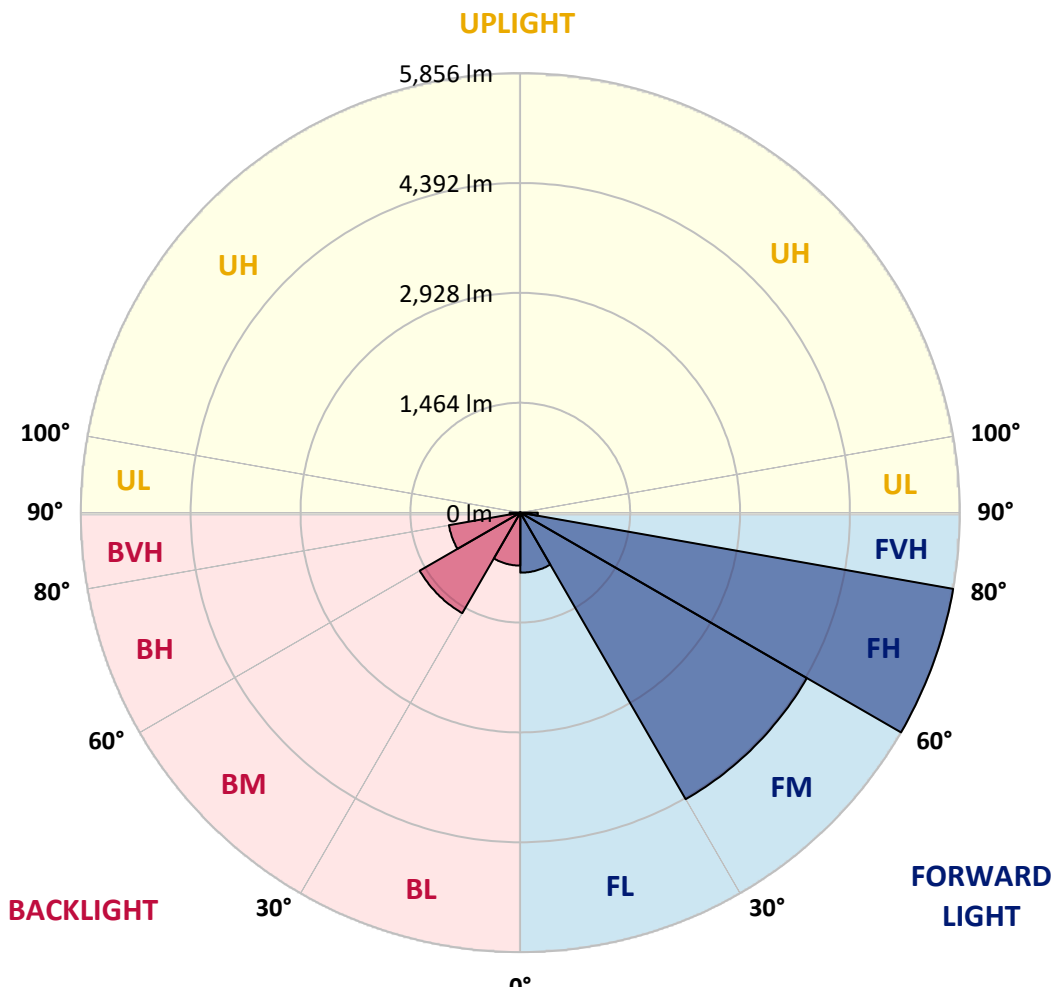
CATALOG NUMBER: GWC-SA2C-740-U-T4W

**LUMINAIRE CLASSIFICATION SYSTEM LUMEN TABLE AND BUG RATING:**

Zone	Lumens	% Fixture	Zone Rating/Lumen Limit		
			B	U	G
FL (0°-30°)	799.8	5.5			
FM (30°-60°)	4408.5	30.1			
FH (60°-80°)	5855.8	39.9			G3/7500
FVH (80°-90°)	234.4	1.6			G3/500
BL (0°-30°)	705.4	4.8	B2/1000		
BM (30°-60°)	1546.5	10.6	B2/2500		
BH (60°-80°)	965.8	6.6	B2/1000		G2/1000
BVH (80°-90°)	141.9	1.0			G2/225
UL (90°-100°)	0.0	0.0		U0/0	
UH (100°-180°)	0.0	0.0		U0/0	

**BUG Rating: B2-U0-G3**

Type IV Short





REPORT NUMBER: P386853

CATALOG NUMBER: GWC-SA2C-740-U-T4W

**CANDELA DISTRIBUTION (FULL):**

	0°	5°	15°	25°	35°	45°	46°	55°	65°	75°	85°
0°	1493.4	1493.4	1493.4	1493.4	1493.4	1493.4	1493.4	1493.4	1493.4	1493.4	1493.4
2.5°	1568.1	1569.1	1571.1	1566.1	1552.1	1548.0	1546.5	1532.0	1522.5	1508.4	1496.4
5°	1693.5	1694.5	1691.5	1677.5	1646.4	1623.3	1621.3	1588.2	1558.1	1526.0	1501.9
7.5°	1824.4	1825.9	1816.4	1789.8	1746.2	1706.1	1703.5	1658.4	1612.8	1564.1	1528.0
10°	1940.3	1934.3	1918.7	1881.6	1830.0	1780.8	1778.8	1731.6	1679.0	1620.3	1572.1
12.5°	2017.6	2012.6	1992.5	1947.3	1890.7	1845.5	1841.5	1797.9	1746.7	1682.5	1624.8
15°	2060.2	2063.7	2036.6	1985.5	1930.3	1892.2	1888.7	1857.5	1811.9	1747.2	1681.0
17.5°	2065.7	2068.7	2042.7	1992.0	1946.8	1920.8	1919.3	1898.7	1865.6	1803.4	1734.1
20°	2033.6	2035.6	2014.1	1972.4	1942.8	1934.8	1934.3	1925.3	1900.7	1845.5	1778.3
22.5°	1987.0	1988.5	1972.9	1942.8	1932.8	1945.3	1948.8	1945.3	1927.8	1876.1	1812.9
25°	1975.4	1974.4	1958.4	1927.8	1936.3	1962.9	1967.4	1968.9	1956.9	1911.7	1857.0
27.5°	2031.1	2027.6	1997.0	1947.8	1953.4	1985.5	1991.5	2006.0	1998.5	1958.9	1907.2
30°	2192.1	2186.1	2123.4	2024.1	1997.0	2013.6	2021.1	2044.2	2045.7	2012.6	1973.9
32.5°	2464.0	2456.5	2344.1	2166.6	2070.7	2042.2	2049.2	2083.8	2102.3	2076.8	2035.1
35°	2807.6	2799.1	2651.6	2408.8	2194.1	2096.8	2101.8	2129.4	2166.6	2130.4	2075.3
37.5°	3165.8	3145.2	3003.3	2693.8	2390.3	2213.7	2213.7	2217.2	2234.8	2159.5	2122.4
40°	3522.0	3501.4	3373.0	3028.9	2644.1	2397.8	2386.3	2308.5	2294.5	2229.8	2217.2
42.5°	3853.0	3847.0	3771.3	3407.6	2942.1	2578.9	2562.8	2430.9	2433.9	2393.8	2394.3
45°	4205.2	4205.2	4143.5	3789.8	3289.2	2869.8	2853.8	2659.7	2689.8	2671.2	2715.8
47.5°	4492.6	4501.7	4493.1	4188.1	3693.0	3239.5	3210.5	2976.7	3061.0	3124.7	3254.6
50°	4786.1	4800.1	4801.6	4625.1	4181.1	3679.0	3645.9	3397.6	3585.7	3768.3	4023.6
52.5°	5212.0	5243.6	5117.7	5061.0	4779.1	4200.7	4168.1	3938.8	4252.8	4509.2	4949.1
55°	5606.8	5579.2	5489.4	5524.5	5419.1	4794.6	4770.0	4568.9	4996.3	5329.4	5900.7
57.5°	5820.5	5818.4	5908.7	6059.2	6109.4	5527.0	5506.4	5310.8	5834.5	6084.8	6794.1
60°	6071.3	6074.8	6298.5	6640.1	6846.8	6439.0	6429.9	6281.5	6648.7	6790.1	7494.9
62.5°	6106.4	6169.6	6554.8	7142.8	7537.0	7504.4	7524.5	7155.8	7377.0	7352.9	8018.1
65°	5702.6	5785.8	6483.1	7294.8	8223.3	8669.7	8688.3	8035.2	7951.4	7834.0	8205.2
67.5°	4874.9	4998.3	5755.7	6964.2	8449.5	9531.0	9557.1	8716.9	8427.9	7997.0	7754.8
70°	3547.6	3684.5	4447.0	5947.9	8046.2	9806.4	9836.0	9018.4	8446.0	7533.0	6620.1
72.5°	2143.0	2250.3	2878.9	4378.8	6791.1	9304.8	9357.5	8636.1	7711.1	6380.8	4888.4
75°	941.1	1011.3	1392.0	2523.2	4861.8	7698.6	7764.3	7392.1	6265.4	4637.1	2889.4
77.5°	400.8	420.9	570.9	1096.1	2748.5	5260.6	5350.9	5401.1	4250.8	2523.2	1221.0
80°	249.8	257.8	323.1	496.1	1286.2	2954.6	3051.9	3177.8	2110.9	927.5	426.4
82.5°	152.0	161.0	214.7	300.0	669.7	1339.4	1386.0	1474.8	819.2	400.8	220.7
85°	91.3	97.8	131.4	189.6	381.2	526.7	526.2	581.9	385.8	257.8	116.4
87.5°	43.6	48.7	70.2	98.3	192.1	197.6	185.1	209.7	234.3	169.1	58.7
90°	0.0	0.0	0.0	0.0	0.0	0.0	0.0	0.0	0.0	0.0	0.0



REPORT NUMBER: P386853  
 CATALOG NUMBER: GWC-SA2C-740-U-T4W

**CANDELA DISTRIBUTION (continued):**

	90°	95°	105°	115°	125°	135°	145°	155°	165°	175°	180°
0°	1493.4	1493.4	1493.4	1493.4	1493.4	1493.4	1493.4	1493.4	1493.4	1493.4	1493.4
2.5°	1492.4	1490.4	1483.8	1478.8	1477.8	1474.8	1472.3	1473.8	1475.8	1476.3	1476.3
5°	1491.9	1486.3	1477.8	1474.3	1478.8	1484.8	1492.4	1502.4	1508.4	1512.9	1515.9
7.5°	1515.9	1505.4	1495.9	1493.9	1502.9	1518.9	1536.0	1557.1	1571.6	1581.7	1583.7
10°	1556.1	1543.0	1533.5	1535.5	1551.6	1574.6	1598.7	1625.8	1647.9	1661.4	1662.4
12.5°	1602.2	1589.7	1580.6	1589.2	1615.8	1643.9	1668.9	1692.5	1712.6	1726.1	1726.1
15°	1655.4	1646.4	1635.8	1655.4	1691.5	1716.6	1727.1	1738.7	1749.7	1759.7	1757.7
17.5°	1706.6	1698.0	1692.5	1715.6	1753.2	1764.7	1757.7	1749.2	1749.2	1754.7	1755.7
20°	1750.7	1743.2	1746.7	1769.3	1788.8	1776.8	1750.7	1723.6	1712.6	1715.6	1718.6
22.5°	1789.3	1785.8	1796.4	1806.9	1792.8	1750.7	1702.5	1665.9	1652.4	1651.4	1652.4
25°	1834.5	1834.0	1847.0	1828.0	1765.8	1688.0	1623.3	1587.7	1580.1	1586.2	1596.2
27.5°	1890.7	1896.2	1902.7	1833.0	1710.6	1593.2	1527.5	1502.9	1510.4	1525.0	1534.5
30°	1962.4	1977.4	1963.4	1820.4	1631.3	1484.8	1422.1	1415.1	1435.7	1456.2	1466.3
32.5°	2032.1	2055.7	2021.6	1787.8	1529.0	1370.0	1321.3	1319.3	1344.4	1364.4	1378.5
35°	2088.3	2135.0	2065.2	1723.1	1410.6	1264.1	1228.5	1215.0	1224.0	1247.6	1263.6
37.5°	2161.5	2239.3	2095.3	1624.3	1282.2	1176.8	1135.2	1104.1	1096.1	1105.6	1113.6
40°	2295.5	2398.3	2109.4	1486.3	1156.8	1089.5	1047.4	1001.8	970.2	947.1	947.6
42.5°	2514.2	2605.5	2100.3	1318.8	1040.9	1004.3	956.6	903.9	852.8	800.6	796.6
45°	2869.3	2913.5	2073.3	1141.2	939.1	915.0	870.3	817.7	749.4	690.2	684.7
47.5°	3437.7	3339.9	2031.1	986.2	849.3	839.2	798.1	737.4	665.2	617.5	613.5
50°	4212.7	3955.4	2010.5	862.8	770.0	773.0	739.4	675.2	607.0	571.9	567.8
52.5°	5139.7	4672.2	2050.2	767.5	706.3	716.8	691.8	631.6	574.4	546.8	542.8
55°	6101.4	5414.6	2092.8	698.3	646.1	666.7	658.1	608.5	556.8	531.2	527.7
57.5°	6924.6	5968.9	2007.5	642.1	592.4	624.5	632.1	593.9	547.8	524.7	520.7
60°	7442.7	6192.2	1783.8	589.4	549.8	590.9	617.0	589.9	551.3	549.3	546.3
62.5°	7688.5	6172.6	1448.2	547.8	523.2	576.4	628.0	612.5	591.4	609.5	611.0
65°	7578.2	5877.6	1078.5	520.2	504.1	581.9	661.2	655.1	603.0	621.0	623.5
67.5°	6851.8	5173.8	798.6	496.1	483.1	597.4	721.3	669.2	580.4	593.4	585.4
70°	5538.0	4101.9	616.0	469.0	461.5	595.4	748.4	660.7	555.8	558.8	537.2
72.5°	3818.9	2797.1	501.1	443.9	430.4	542.8	729.4	639.6	535.2	512.2	483.6
75°	2076.8	1501.4	425.9	417.9	375.7	476.6	694.3	624.5	516.7	486.1	470.0
77.5°	817.2	623.0	369.7	382.2	328.6	420.9	655.1	595.9	491.1	451.0	442.9
80°	333.6	318.0	306.5	330.6	282.4	368.2	608.0	562.3	460.5	418.4	402.3
82.5°	189.1	197.6	238.3	260.8	229.2	339.1	585.4	535.2	423.9	374.7	355.7
85°	96.8	115.9	166.0	187.1	168.5	288.4	539.3	468.5	340.1	286.9	288.4
87.5°	46.7	64.7	104.8	117.4	109.4	208.7	402.8	339.6	264.9	209.7	203.2
90°	0.0	0.0	0.0	0.0	0.0	0.0	0.0	0.0	0.0	0.0	0.0



Signify Classified - Internal  
Cooper Lighting Solutions Photometric Lab  
1121 Highway 74 South  
Peachtree City, GA 30269

Scaled Data Report



Report Generated By 670245982

Signify Classified - Internal  
Cooper Lighting Solutions Photometric Lab  
1121 Highway 74 South  
Peachtree City, GA 30269

Scaled Data Report



Signify Classified - Internal  
Cooper Lighting Solutions Photometric Lab  
1121 Highway 74 South  
Peachtree City, GA 30269

Scaled Data Report



Signify Classified - Internal  
Cooper Lighting Solutions Photometric Lab  
1121 Highway 74 South  
Peachtree City, GA 30269

Scaled Data Report





--- HS    — SS

Signify Classified - Internal  
Cooper Lighting Solutions Photometric Lab  
1121 Highway 74 South  
Peachtree City, GA 30269

Scaled Data Report



u

Signify Classified - Internal  
Cooper Lighting Solutions Photometric Lab  
1121 Highway 74 South  
Peachtree City, GA 30269

Scaled Data Report



Signify Classified - Internal  
Cooper Lighting Solutions Photometric Lab  
1121 Highway 74 South  
Peachtree City, GA 30269

Scaled Data Report



(END OF REPORT)